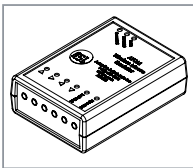
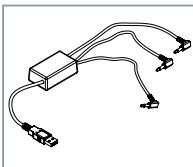


MOLECULE ACCESSORIES



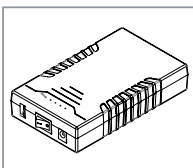
ASL 558 ATOM Bluetooth Wireless Mouse Emulator

The ASL 558 ATOM Bluetooth Wireless Mouse Emulator works in three, four or five switch functions depending on client's functional abilities. The dial settings are a custom feature which will allow adjustments of the directional input from the Joystick Bluetooth Interface to the Mouse Emulator. When in user mode the function of the joystick directions can be changed to 4 switch where the forward joystick direction can be mouse up and down, the joystick left direction can be mouse left and the joystick right direction can be mouse right. This also allows the joystick reverse direction to be left mouse click, which works well for anyone that has a difficult time accessing a separate switch for mouse click. There are 12 switches to adjust speed, response times and the latch/drag delay times. The On switch is to select MAC or PC platform.



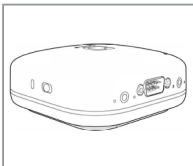
ASL 557-3 ATOM Bluetooth Wireless Switch Receiver

The ASL 557-3 ATOM Bluetooth Wireless Switch Receiver is intended to be used for Bluetooth wireless access to communication devices, TECLA Shield, TECLA E, or switch interfaces on a computer. The USB side plugs into a communication device directly, or into a computer. Each plug corresponds to the direction of the Bluetooth Joystick (forward, right or left). You can connect the plugs to the scan and select ports of a communication device, switch interface or TECLA ports. If using with the TECLA products, you need a rechargeable battery.



ASL 540 12 Volt Rechargeable Battery and Charger with 9-pin Connector

The ASL 540 12 Volt Rechargeable Battery and Charger with 9-pin connector allows one to take an ATOM digital drive control with a 9-pin connector and move it to a manual wheelchair. This allows a patient to have access to their technology consistently since the ATOM drive control will connect wirelessly to the ASL Accessories like the ASL 557-3 ATOM Bluetooth Wireless Switch Interface, ASL 558 ATOM Wireless Bluetooth Mouse Emulator, or the ASL 545E Tecla Shield. It is rechargeable and can be used while being charged. The battery will last up to three day and has a battery level indicator.



ASL 545E Tecla - Bluetooth Interface

Tecla is a cloud connected assistive device that provides users with control of their smart device and environment. Using Bluetooth, Tecla connects directly to ATOM technology whenever the ATOM is in wireless mode. ATOM technology speaks directly to the Tecla which is able to connect up to 8 devices. You can use Tecla with iPhone, iPad, iPad Touch, Mac computers with switch control, Apple TV's with switch control, Android devices with switch access, Samsung devices with universal switch and Windows computers with scanning software.

SECURITY MEASURES

A reset switch should always be plugged into a reset port programmed to stop the chair and be available in case of emergency to stop movement of the wheelchair.

The ASL 128 Bluetooth Molecule Joystick is susceptible to moisture. If liquid or debris get into the top of the joystick it can cause the Molecule to not function properly resulting in an error code or the chair may exhibit unwanted movement. Do not operate the ASL 128 Bluetooth Molecule Joystick in rain or snow.

Installation of the ASL 128 Bluetooth Molecule Joystick and the programming of the wheelchair electronics should only be conducted by a specialist with an in depth technical knowledge of the ASL 128 Bluetooth Molecule Joystick and the wheelchair electronics. All testing and verification of the completed wheelchair equipment with the ASL 128 Molecule Joystick to ISO/RESNA or applicable standards for the completed wheelchair, including RFI compatibility testing, is the sole responsibility of the wheelchair manufacturer.

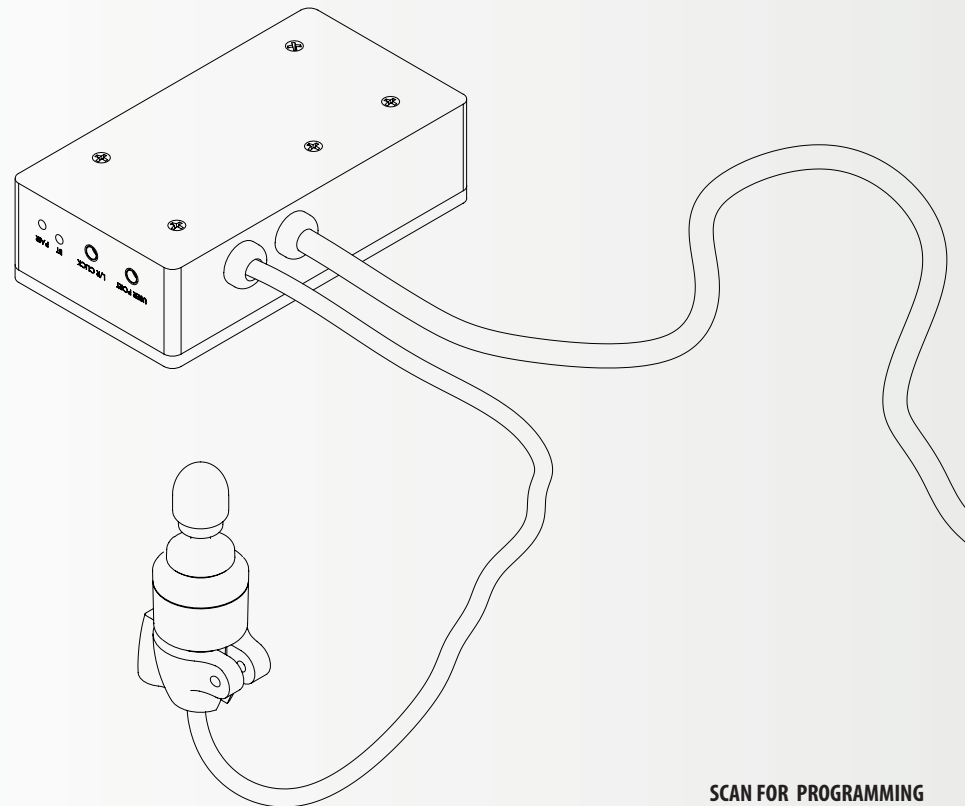
WARRANTY

The ASL 128 Bluetooth Molecule Joystick is warranted to be free from manufacturing defects for two years from date of purchase.


This warranty shall not cover equipment modified or repaired by unauthorized personnel. ASL cannot be held responsible for damage caused by incorrect installation or incorrect use of the product. Misuse, mishandling, or storage is not covered by this warranty. The foregoing express warranty is exclusive and in lieu of any other warranties of any kind, whether express or implied, including the implied warranties of merchantability or fitness for a particular purpose, and is the sole and exclusive remedy for any defective product. The health care professional is responsible for understanding the intended use of the ASL equipment and the specification and safe programming parameters of the chair it is going on. The wheelchair manufacturer is responsible for testing and verification of the completed wheelchair equipped with the ASL 128 Bluetooth Molecule Joystick to ISO, RESNA or other applicable standards including RFI compatibility. RFI interference can impact the proper functioning of the wheelchair. Route and secure all cables in such a way in order to prevent damage by crushing, cutting or snagging. Incorrect installation, configuration, or programming could result in unsafe set up of the wheelchair for the user. ASL accepts no liability for losses of any kind which result for such conditions.



ASL 128 Bluetooth Molecule Joystick



CONNECTION REQUIREMENTS:

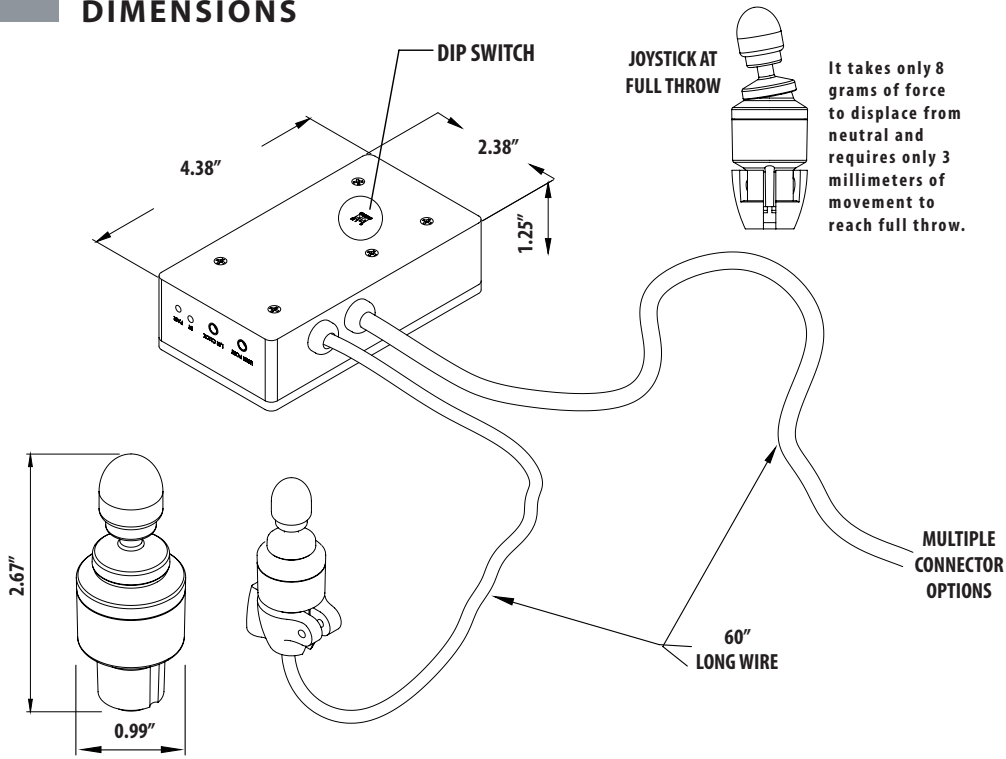
 LiNX Connector or Input Module
MK6i Connector
Omni or Omni 2
Enhanced Display or SCIM



SCAN FOR PROGRAMMING INFORMATION

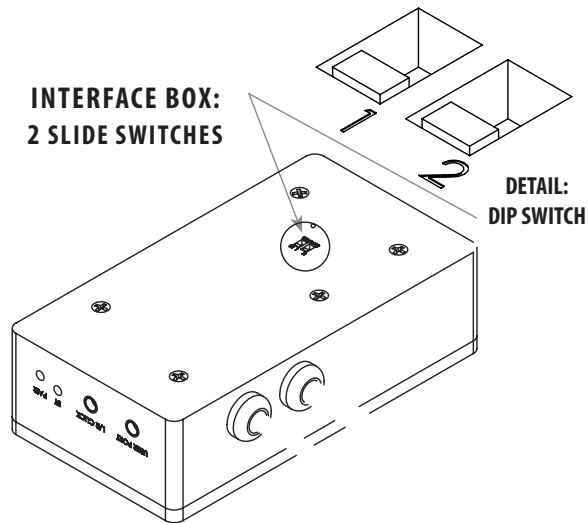


DIMENSIONS

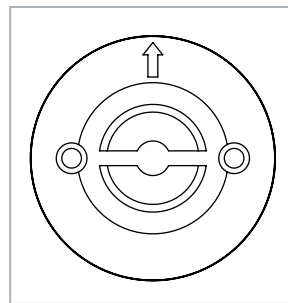


ASL 128 Bluetooth Molecule Joystick

**INTERFACE BOX:
2 SLIDE SWITCHES**



**BOTTOM VIEW OF
128 JOYSTICK**



Forward Arrow Indicator

BOTH IN DOWN: *Regular Control*

SWITCH 1 IN UP: *3 Directional Proportional*

BLUETOOTH INTERFACE BOX EXPLANATION

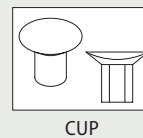
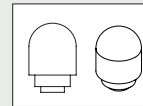
USER PORT: Any activation of a switch in the User Port will put the joystick into Bluetooth Mode. This will be indicated by a long beep.

LEFT/RIGHT MOUSE CLICK PORT: Stereo Connector is for both left and right click. Mono Jack Plug is for left mouse click. Mono Jack default is left click. This switch must be plugged in before chair is powered up or it will not be recognized.

BLUETOOTH PAIRING SWITCH: Push to start the pairing process.

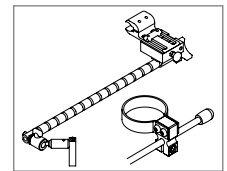
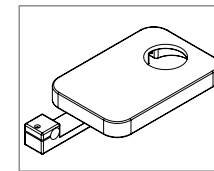
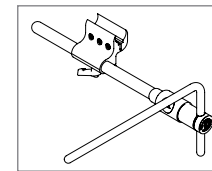
BLUETOOTH STATUS INDICATOR: If flashing Bluetooth is not paired. When solid, Bluetooth is paired.

REPLACEMENT PARTS



MOUNTING OPTIONS

HAND



CHIN

